SELF-COLLECTION OF VAGINAL SAMPLE
RECOMMENDATIONS

Birthname: _____

Surname: _____

Forename: _____

Date of birth: __ / __ / ____

CNS no: _____

E-mail: _____@_____

00/+ _____ _____

For use by the laboratory only

Sample collection

Date: __ / __ / 2 0 __

Time: __ : __

01.
Wash your hands before you begin

02.
Open the bag and take out the swab
From this point on, do not place the swab on a surface and do not touch the cotton

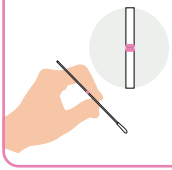

03.
Hold the swab as shown in the picture and stand or sit on the toilet, with your legs apart

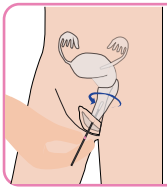

04.
Spread your lips and gently introduce the swab into your vagina over 3 to 5 cm
Rub the sides of the vagina with the swab for 10 seconds

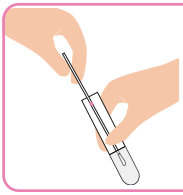

05.
Unscrew the tube cap and insert the swab
Do not remove the liquid in the tube!

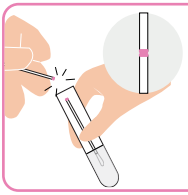

06.
Break the stem of the swab by pressing the pre-formed breaking area (pink) against the wall of the tube

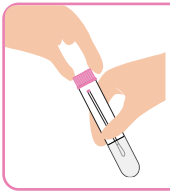

07.
Put the cap back on the tube and **write your surname and forename**
Complete the identification box at the top of this form

Finding a centre

08.
Hand over the sample and form in one of our centres within the storage time indicated below

SAMPLE STORAGE

+20°C



Max 24 hours

Save time,
pre-register

BIONEXT
LABORATOIRE D'ANALYSES MÉDICALES

F_PREA_126_001

www.bionext.lu

2-4, rue du Château d'Eau
L-3364 Leudelange
Luxembourg

(+352) 27 321
(+352) 27 321 201
info@bionext.lu