



Functions




Access all your test results, both past and present, including those from other labs (via myDSP, a function integrated into myLAB)




Make appointments for samples to be taken, whether for yourself or your relatives, at the address and time of your choice



Make an appointment with your doctor via Doctena, another function integrated into myLAB



Manage your relatives' accounts and access their results



Pay your medical fees online online



Find the closest test lab to have a sample taken without an appointment



Access medical videos online


How can you reduce...

- ... half a tonne of CO₂ a year?
- ... 2 tonnes of paper a year?
- ... 1,520,000 litres of water a year?

Just activate your myLAB account!
Easier, faster and better for the environment



Help us reduce the use of
of paper through supporting our
environmentally friendly approach.



Download the app on
your smartphone



Or access the platform via our website:
<https://mylab.bionext.lu>

myLAB

Your health in total mobility

First login to myLAB

Once your results are available, you will be [sent an SMS and e-mail](#) containing a [unique Token](#) providing you with initial access to your myLAB account.

1



Download the app on your smartphone



Or access myLAB via our website:
<https://mylab.bionext.lu>

2

Click on «Sign in with Token» and [enter the Token](#) received via SMS and e-mail

3

Enter your date of birth, an e-mail address and a password of your choice (to remember for future login)

4

Your myLAB account is activated

Future login

Once your [myLAB account has been activated](#), you will be notified of the availability of your results [by SMS and e-mail](#).

Access your results by [entering your email address and password](#) in the app or on the website <https://mylab.bionext.lu>

Manage our relatives

You can [request access to your relatives](#):

- ▶ At the time of collection
- ▶ In the myLAB app: My close persons > Form
- ▶ By e-mail to info@bionext.lu

[Add a relative to my account](#):

1

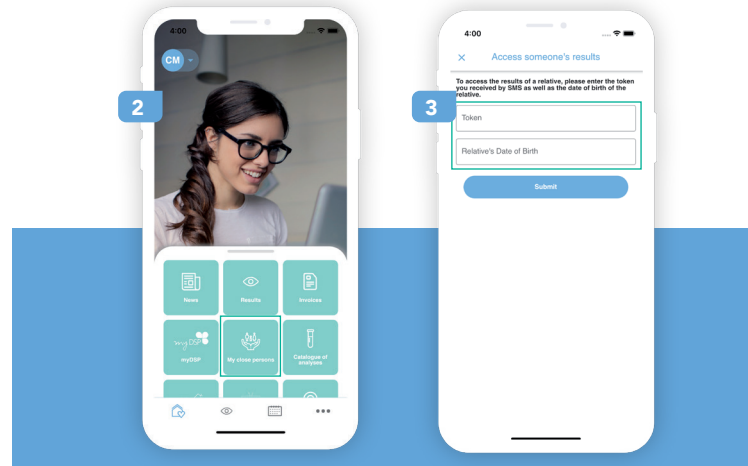
Log in to your myLAB account

2

Click on the «My close persons» icon

3

Enter the Token received via SMS and e-mail and your relative's date of birth



[Access the results of a relative without a myLAB account](#):

1

Download the app on your smartphone
Or access myLAB via our website:
<https://mylab.bionext.lu>

2

Click on «Sign in with Token» and enter the Token received via SMS and e-mail

3

Enter your relative's date of birth

Need help?

Take a look at the FAQs:

➔ <https://mylab.bionext.lu/faq>

Or contact our Helpdesk:

✉ helpdesk@bionext.lu

☎ 285-777-485

Forgotten your password?

Reset your password from the login space on the homepage:

➔ <https://mylab.bionext.lu>

Where are we?

Bionext LAB

The list of our centres is available on:

📱 the myLAB app

➔ www.bionext.lu/en/centres

Follow us on:

